

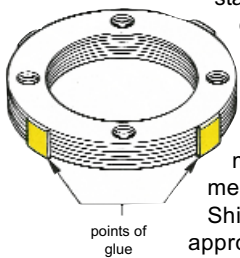


SEPARABLE SHIMS SHIMPACK



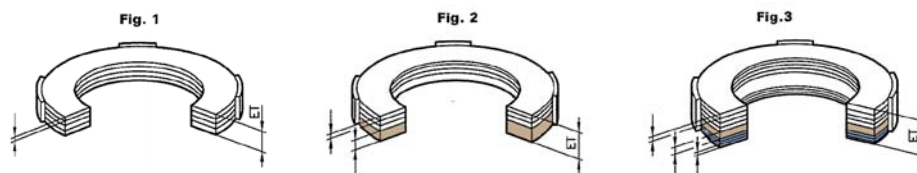
SHIMPACK SEPARABLE SHIMS

Shimpack separable shims are adjustment shims consisting of a stack of basic leaves joined together by points of adhesive on the edge. They have the advantage that they can be peeled off very easily by hand, without tools, until the desired thickness is obtained. The applications are mainly shimming of mechanical components that only require medium shimming accuracy. The use of Shimpack separable shims is especially appropriate in challenging climatic and environmental conditions (public works, heavy engineering, agricultural machinery, etc.). Another advantage is that any basic leaf removed can be reused as an individual shimming item for another adjustment, making it a particularly economical process.



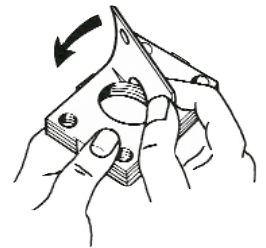
Shimpack separable shims are available in steel, stainless steel or brass and can be made to measure, in any shape to your dimensions and specifications.

Shimpack separable shims may consist of basic leaves of the same thickness (**Fig.1**), possibly with a solid portion (**Fig.2**). They may also consist of basic leaves of different thickness accessible on one side or the other. In this case, a solid portion may also be added (**Fig.3**).



ADVANTAGES:

- Leaves removed can be reused as individual shims for another assembly
- Easy peeling off by hand, immediate dimensioning, no more wasted assembly time
- May be dual composition (leaves of different thickness on each side)
- The use of a maximum number of basic thick leaves in making up a shim reduces the cost of adjustment
- Made to measure to your drawings



Jicey, Shimpack and the Jicey logo are registered trademarks



JICEY
PRECISION SHIMS